

# ROOF HATCH, FLOOR DOOR & SKYLIGHT GUARDRAIL SYSTEMS

*Fall prevention that  
protects your investment  
while complying with  
OSHA regulations.  
It's that simple!*

#### DO NOT VOID YOUR WARRANTY!

- Stop Drilling into Roof Decks.
- Stop Drilling into Roof Hatch & Skylight Curbs.
- Stop Drilling into Floors.
- Stop Drilling - Period!

#### FEATURES:

- Non-Penetrating.
- Independently tested and shown to meet and exceed OSHA Fall Protection Regulations for Guardrails.
- Sets up in minutes.
- The engineered base enables the system to be set up in numerous configurations (L-Shapes, Straight Runs, etc.).
- Easily dismantled for roof deck repair.
- The gate can be opened by the latch pole or by one of the latches.
- 1-5/8" diameter rails have a quality Powder Coat finish.
- Use as roof hatch, skylight, fire vent and floor door protection.



*Our 90 deg. welded hinge. Allows the gate to only open away from the hatch.*

In most situations, OSHA (Std. 29 CFR 1910.23) requires guardrail protection on the exposed sides of openings in roofs and floors. BlueWater Mfg. has modified our SafetyRail 2000 guardrail system to meet those safety concerns. Our Roof Hatch/Skylight Systems exceeds OSHA Std. 29 CFR 1910.23 and 1910.27. It is the only product available in the market with a gate assembly that meets the same OSHA regulations and **REQUIRES NO DRILLING INTO ANY SURFACE** for installation. The Roof Hatch/Skylight Systems set up in minutes and are easily dismantled for roof repair.



*Roof Hatch System with OSHA compliant gate.*



*Skylight System protecting a 3' X 4' skylight.*

**SCUTTLE/ROOF HATCH KITS:** (Includes: 1 Sized Gate, 2 Sized Rail Sections, 4 Bases and 6 Locking Pins) Note: On Side Exit Hatches: 4th Rail and 2 ea. pins are included.

Kit. No.	Entry Dim.	by	Length
500043	24"	x	24"
	24"	x	30"
	24"	x	36"
500097 - Side Exit	24"	x	30"
500098 - Side Exit	24"	x	30"
500040	30"	x	30"
500108 - Side Exit	30"	x	30"
500040	30"	x	36"
500099 - Side Exit	30"	x	36"
500046	36"	x	36"
	36"	x	48"
500101 - Side Exit	36"	x	48"
500102	48"	x	48"

**STAIRWAY HATCH KITS:** (Includes: 1 Sized Gate, 3 Sized Rail Sections, 4 Bases and 8 Locking Pins)

Kit. No.	Entry Dim.	by	Length
500047	30"	x	54"
500049	36"	x	60"
500048	30"	x	96"
500050	36"	x	96"

Ask us about Part No.s for galvanized base kits. Galvanized rails are available as an option.

## Ordering Made Easy! Just pick the Kit Number(s) and the quantity desired.

Note: Unless you are making a full enclosure (i.e. square, rect. or circle), you will have to order one extra base per set-up. See below for part numbers.

#### Rail Kits

(Powder Coated Rails) (Kit Includes: 1 Base, 1 Rail Section and 2 Locking Pins)

- 500131 - 3' Rail Kit
- 500145 - 3 1/2' Rail Kit
- 500146 - 4' Rail Kit
- 500009 - 5' Kit
- 500011 - 7 1/2' Rail Kit
- 500012 - 10' Rail Kit

#### Rail Kits With Toe Board Brackets

(Powder Coated Rails) (Kit Includes: 1 Base, 1 Rail Section, 2 Locking Pins, 2 Locking Pins, 2 Brackets and 2 Friction Knobs)

- 500152 - 3' Rail Kit
- 500153 - 3 1/2' Rail Kit
- 500154 - 4' Rail Kit
- 500018 - 5' Rail Kit
- 500020 - 7 1/2' Rail Kit
- 500021 - 10' Rail Kit

#### Gate Kits

(Powder Coated Gate) (Kit Includes: 1 Base, 1 Gate Assembly and 2 Locking Pins)

- 500091 - 3' Gate Kit
- 500090 - 3 1/2' Gate Kit
- 500149 - 4' Gate Kit
- 500010 - 5' Gate Kit
- 500013 - 10' Gate Kit

Ask us about Part No.s for galvanized base kits. Galvanized rails are available as an option.


Please inquire about various size gate kits, galvanized base kits and optional galvanized rail sections.



*Std Base (300014) and BUR Roof Pad (100029)*



*Galv. Base (300037) and EPDM Roof Pad (100034)*



*Rail: 3 ft (500105), 3 1/2 ft (500106), 4 ft (500104), 5 ft (500001), 7.5 ft (500004), 10 ft (500005)*



*Toe Board Bracket (300025)*



*Securing Pin (100016)*



*EZ Mover (500023)*

Professionally  
distributed by:



**BlueWater**  
MANUFACTURING

P.O. Box 203 • 7914 Kerber Blvd.  
Chanhassen, MN 55317  
Tel: 952-926-0515 Toll Free: 866-898-5237  
Fax: 952-926-0518  
info@bluewater-mfg.com

# STOP DRILLING HOLES In Your Roof Deck or Expensive Flooring!

**SAFETYRAIL 2000**


PATENTS PENDING



*Roof edge fall protection*



*Cell workstations and forklift runs*



*Loading docks and hazard platforms*

**Fall Prevention & Barrier Protection that Protects Your Investment and Complies with OSHA.**

[www.bluewater-mfg.com](http://www.bluewater-mfg.com)



# Meet the World's Most Versatile Guardrail System!



Some more of the many uses: *Manhole barricade • Rail car platforms • Ramps • Construction sites • Dig Sites • Mezzanines • Assembly and break areas • Crowd control • Hoist areas • Many more!*

## Safety

- Positive locking system secures the rails to the base
- System exceeds OSHA regulations 29 CFR 1910.23 and 1926.502
- Toe board adapters available
- No counter weights are required thus reducing trip hazards
- Fall protection is not a luxury! It is a necessity!
- Protect your employees and visitors. It is your obligation!
- Rubber pads are available for use on membrane roofs and for smooth concrete surfaces
- Working handles cast into base

Installs in 3 easy steps – no drilling required!



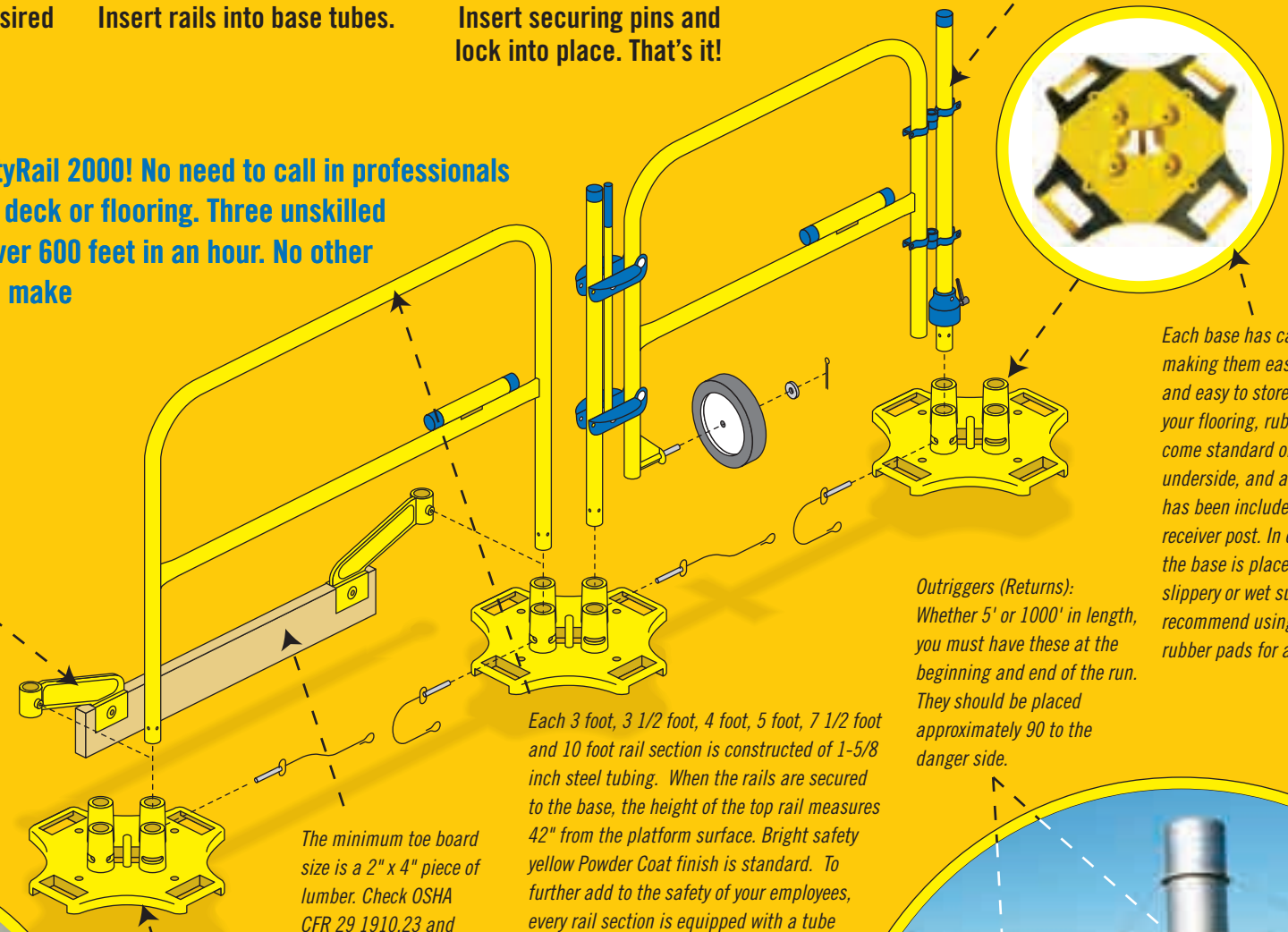
**1** Position bases into desired location. **2** Insert rails into base tubes. **3** Insert securing pins and lock into place. That's it!

**IMPORTANT:** Our positive locking system allows quick visual verification that the rails are locked in place. Friction lock systems provide **NO** such verification.

Our gate system has a uniquely strong single pull - double latching mechanism that meets OSHA regulations. Gates are available in various lengths to meet any of your needs. The gate has a support wheel for easy maneuvering. The hinge post, when secured with the locking coupler, always holds the hinges parallel to the latch post.

Save costs with SafetyRail 2000! No need to call in professionals to drill into your roof deck or flooring. Three unskilled laborers can erect over 600 feet in an hour. No other guardrail system can make this claim.

OSHA requires the use of toe boards on some elevated work areas, and our easy-to-use system complies with the regulations. Each bracket slides on the rail and fits easily over a toe board. It tightens to the rail with a friction knob for added strength and is engineered to mount on a toe board no matter what the positioning of the base is.



Each 3 foot, 3 1/2 foot, 4 foot, 5 foot, 7 1/2 foot and 10 foot rail section is constructed of 1-5/8 inch steel tubing. When the rails are secured to the base, the height of the top rail measures 42" from the platform surface. Bright safety yellow Powder Coat finish is standard. To further add to the safety of your employees, every rail section is equipped with a tube containing instructions on proper utilization of the SafetyRail 2000 system.

The minimum toe board size is a 2" x 4" piece of lumber. Check OSHA CFR 29 1910.23 and 1926.502 for these and other regulations.

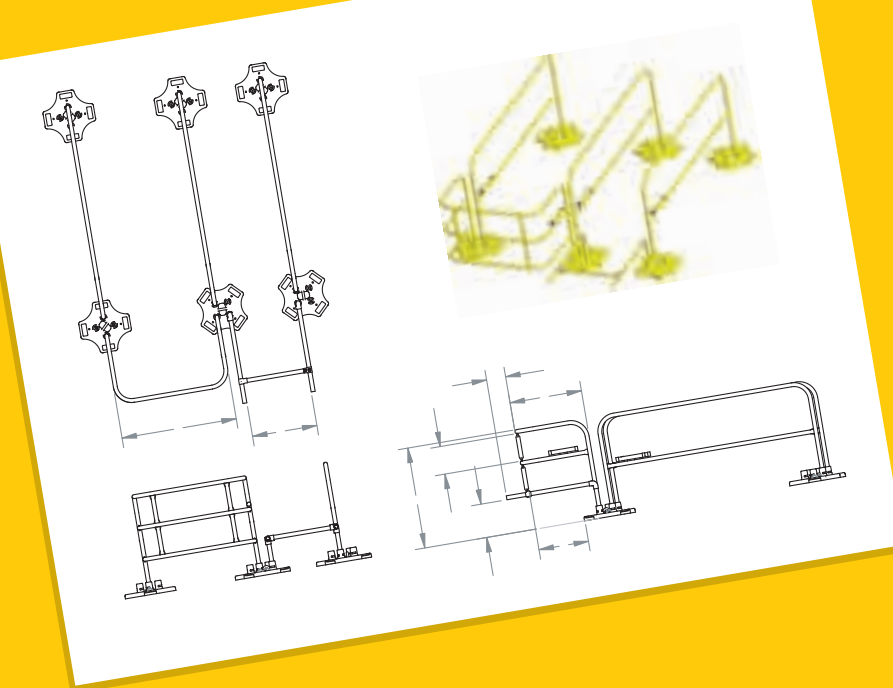
The base is engineered to be the most versatile product in the marketplace. It measures 23.25" across (from outside of handle to outside of handle). The 108 lb cast iron base has four rail receiver posts, enabling you to have up to four quadrants from a single base. Each receiver post contains slots that incorporate the custom engineered positive locking system, a unique design which enables infinite positioning of the rails while being secured with the locking pin. In the center is a lifting hook which is used with the optional EZ Mover, and at the edges are working handles which allow for easy lifting and positioning. And should you need to permanently mount the base, four holes are available for anchor bolts.

Outriggers (Returns): Whether 5' or 1000' in length, you must have these at the beginning and end of the run. They should be placed approximately 90° to the danger side.



## CAD Services

BlueWater Mfg. has complete CAD services ranging from 2 Dimensional drawings to 3D Modeling. Shown here is a 2 Dimensional and 3D Model snapshot of our ParaRail (Patent Pending) and Ladder Cradle (Patent Pending) for use on a roof top application. We can also provide take-offs for roof tops or manufacturing facilities. Our innovative staff can provide creative solutions to help solve your safety issues.



## Versatility

- Non-penetrating and 100% portable
- Rails can be secured in infinite directions
- Each base can support up to 4 rails
- Unskilled labor can install over 600 ft an hour
- Custom manufacturing available
- Galvanized coatings available
- No tools required for installation
- Various size gates available to fit your requirements



Note how rails are secured in a circular pattern.